

Signify Classified - Internal
Cooper Lighting Solutions Photometric Lab
1121 Highway 74 South
Peachtree City, GA 30269



Scaled data based on original data using
LM-79-08 Approved Method: Electrical and Photometric Measurements of Solid-
State Lighting Products

Test Report Prepared for
Cooper Lighting Solutions
(formerly Eaton)

Brand: McGRAW-EDISON

Report Number: P438457

Luminaire Tested: **IST-SA1C-830-U-T3-HSS**

Issue Date: 12/10/2020

Test Information

Test Method: LM-79-08
Report Number: P438457
TEST IS SCALED FROM IESNA LM-79-08 TEST DATA (G3-2011-074-9)
Test Lab: INNOVATION CENTER
Issue Date: 12/10/2020
Manufacturer: COOPER LIGHTING SOLUTIONS (FORMERLY EATON)
Product Line: McGRAW-EDISON
Catalog Number: IST-SA1C-830-U-T3-HSS
Description: IMPACT ELITE LED TRAPEZOID LUMINAIRE
(1) 80 CRI, 3000K, 615mA LIGHTSQUARE WITH 16 LEDS AND TYPE III OPTICS
WITH HOUSE SIDE SHIELD
Light Source: -
Ballast/Driver: ELECTRONIC DRIVER

Summary

Lumens per Lamp: N/A
Luminaire Lumens: 2558 lumens
Efficiency: N/A
Efficacy: 74.8 lumens/watt
Luminous Opening: Rectangular (W 0.5' x L: 0.5' x H: 0')
IES Classification: Type III - Short
BUG Rating: B0 - U0 - G1

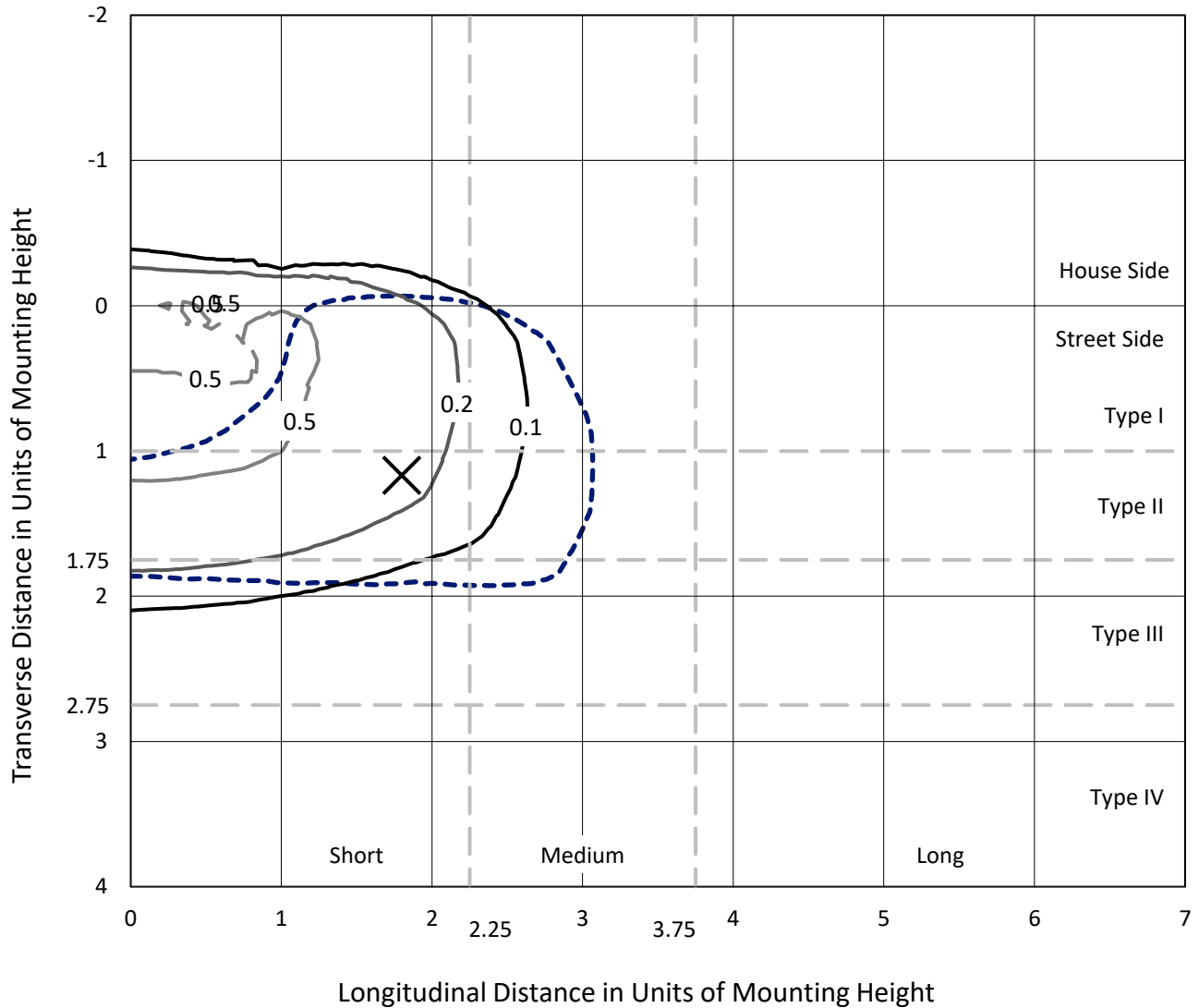
Input Watts (W): 34.2
Input Voltage (V): NR
Input Current (Ain): NR
Voltage Rise (V): NR
Power Factor: NR
Total Harmonic Distortion (THDi): NR
Frequency (hertz): 60
Stabilization Time: NR
Operation Time: NR
Ambient Temperature (°C): NR
Test Distance: 28.75 FT



REPORT NUMBER: P438457
 CATALOG NUMBER: IST-SA1C-830-U-T3-HSS

Iso-Footcandle Lines of Horizontal Illumination

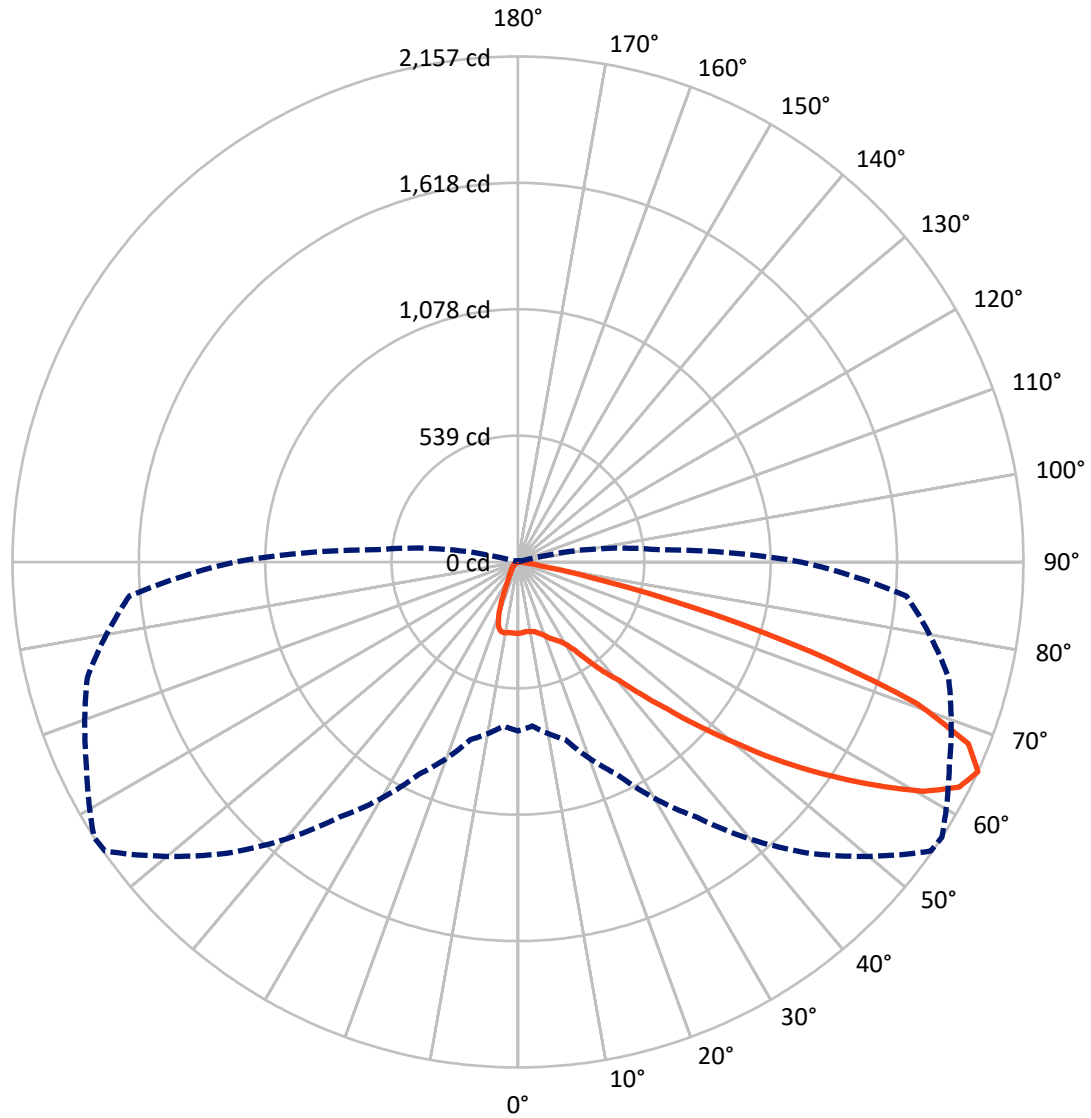
✕ Max cd
 - - - 1/2 Max cd



Based on 25 foot mounting height. Maximum calculated value = 0.6 fc
 Type III - Short - N/A

REPORT NUMBER: P438457
CATALOG NUMBER: IST-SA1C-830-U-T3-HSS

Luminous Intensity Polar Plot



— Vertical Plane Through 57-Deg Lateral - - - Horizontal Cone Through 65-Deg Vertical

REPORT NUMBER: P438457
 CATALOG NUMBER: IST-SA1C-830-U-T3-HSS

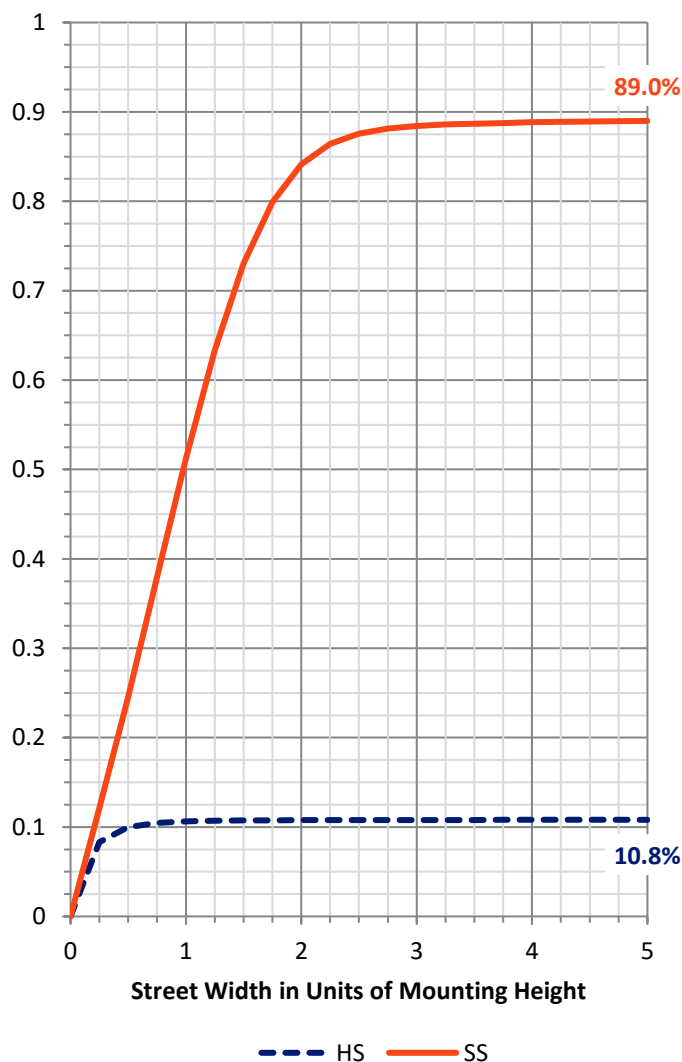
FLUX DISTRIBUTION:

		Downward	Upward	Total
House Side	Lumens	279.0	0.0	279.0
	% Fixture	10.9	0.0	10.9
Street Side	Lumens	2279.0	0.0	2279.0
	% Fixture	89.1	0.0	89.1
Total	Lumens	2558.0	0.0	2558.0
	% Fixture	100.0	0.0	100.0

ZONAL LUMENS:

Zone	Lumens	% Fixture
0°-10°	28.3	1.1
10°-20°	76.5	3.0
20°-30°	132.2	5.2
30°-40°	234.2	9.2
40°-50°	424.7	16.6
50°-60°	715.4	28.0
60°-70°	735.6	28.8
70°-80°	203.8	8.0
80°-90°	7.2	0.3
90°-100°	0.0	0.0
100°-110°	0.0	0.0
110°-120°	0.0	0.0
120°-130°	0.0	0.0
130°-140°	0.0	0.0
140°-150°	0.0	0.0
150°-160°	0.0	0.0
160°-170°	0.0	0.0
170°-180°	0.0	0.0
0°-90°	2558.0	100.0
0°-180°	2558.0	100.0

Coefficient of Utilization

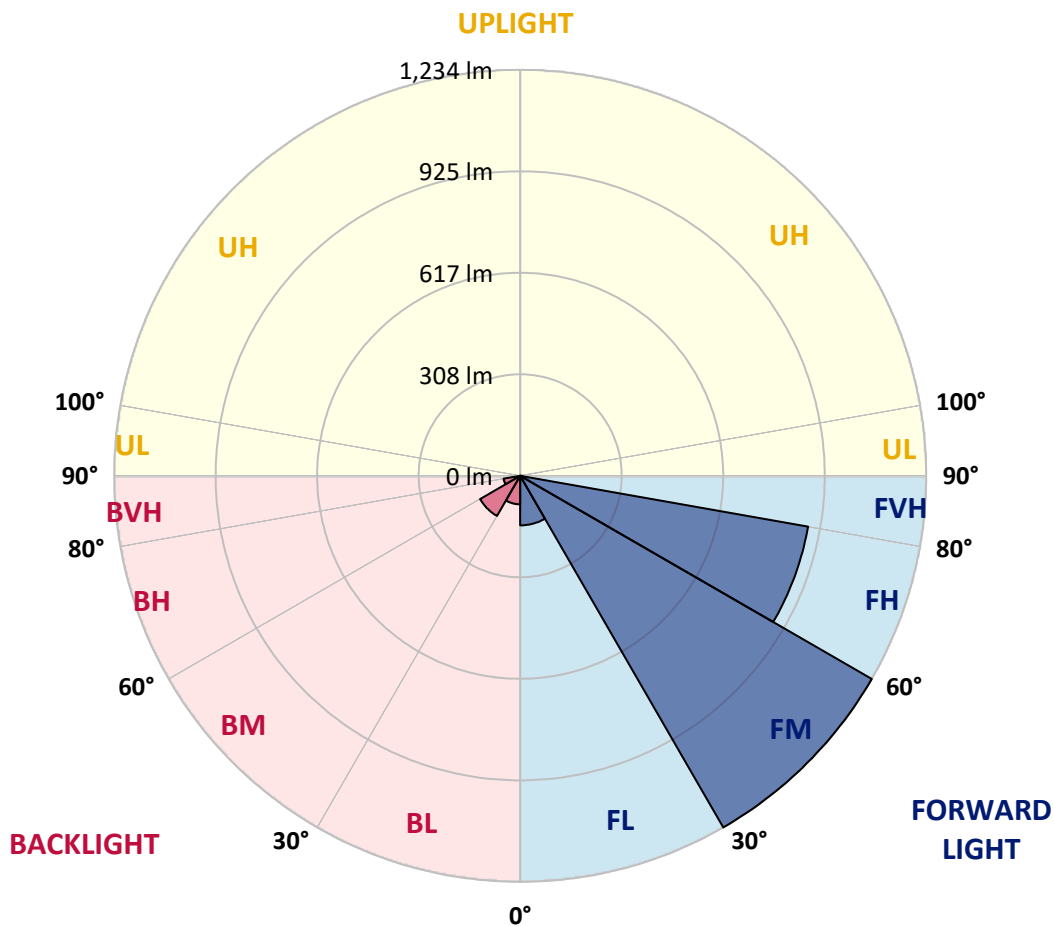


REPORT NUMBER: P438457
 CATALOG NUMBER: IST-SA1C-830-U-T3-HSS

LUMINAIRE CLASSIFICATION SYSTEM LUMEN TABLE AND BUG RATING:

Zone	Lumens	% Fixture	Zone Rating/Lumen Limit		
			B	U	G
FL (0°-30°)	150.4	5.9			
FM (30°-60°)	1233.6	48.2			
FH (60°-80°)	888.3	34.7			G1/1800
FVH (80°-90°)	6.7	0.3			G0/10
BL (0°-30°)	86.6	3.4	B0/110		
BM (30°-60°)	140.7	5.5	B0/220		
BH (60°-80°)	51.2	2.0	B0/110		G0/110
BVH (80°-90°)	0.5	0.0			G0/10
UL (90°-100°)	0.0	0.0		U0/0	
UH (100°-180°)	0.0	0.0		U0/0	

BUG Rating: B0-U0-G1
 Type III Short





REPORT NUMBER: P438457
 CATALOG NUMBER: IST-SA1C-830-U-T3-HSS

CANDELA DISTRIBUTION (FULL):

	0°	5°	15°	25°	35°	45°	55°	57°	65°	75°	85°
0°	304.4	304.4	304.4	304.4	304.4	304.4	304.4	304.4	304.4	304.4	304.4
2.5°	295.6	295.6	298.1	299.4	299.4	300.6	301.9	303.1	303.1	303.1	305.6
5°	280.7	279.4	281.9	284.4	288.1	293.1	296.9	299.4	303.1	306.9	308.1
7.5°	266.9	266.9	269.4	273.2	280.7	288.1	295.6	299.4	305.6	313.1	315.6
10°	263.2	262.0	265.7	269.4	276.9	285.7	296.9	301.9	310.6	320.6	324.3
12.5°	260.7	260.7	262.0	268.2	275.7	286.9	300.6	304.4	318.1	329.3	338.0
15°	259.5	259.5	262.0	266.9	275.7	288.1	306.9	313.1	329.3	345.5	353.0
17.5°	269.4	268.2	266.9	269.4	278.2	291.9	316.8	323.1	343.0	363.0	371.7
20°	299.4	298.1	294.4	285.7	285.7	301.9	329.3	336.8	363.0	383.0	387.9
22.5°	355.5	359.3	345.5	323.1	306.9	314.3	345.5	354.3	384.2	405.4	405.4
25°	436.6	431.6	419.1	381.7	349.3	334.3	359.3	368.0	404.2	429.1	424.1
27.5°	521.4	522.7	505.2	462.8	410.4	370.5	374.2	384.2	425.4	454.1	442.8
30°	588.8	583.8	575.1	540.1	482.7	427.9	402.9	409.1	449.1	481.5	471.5
32.5°	648.6	646.2	634.9	605.0	553.8	495.2	450.3	451.6	482.7	522.7	510.2
35°	702.3	704.8	699.8	666.1	620.0	565.1	513.9	517.7	541.4	582.5	557.6
37.5°	769.6	769.6	760.9	729.7	694.8	639.9	591.3	592.5	605.0	638.7	607.5
40°	828.3	830.8	829.5	805.8	772.1	722.2	663.6	663.6	667.4	707.3	691.1
42.5°	908.1	911.9	910.6	888.1	862.0	825.8	775.9	772.1	769.6	819.5	802.1
45°	1010.4	1019.1	1022.9	995.4	971.7	950.5	911.9	896.9	903.1	949.3	935.6
47.5°	1107.7	1117.7	1135.1	1121.4	1110.2	1110.2	1057.8	1055.3	1045.3	1099.0	1061.5
50°	1200.0	1201.2	1226.2	1247.4	1281.1	1274.8	1239.9	1224.9	1210.0	1246.2	1178.8
52.5°	1252.4	1267.4	1299.8	1360.9	1434.5	1464.4	1428.3	1419.5	1389.6	1384.6	1292.3
55°	1301.0	1301.0	1352.2	1458.2	1583.0	1646.6	1616.6	1606.7	1546.8	1529.3	1409.6
57.5°	1317.3	1312.3	1380.9	1515.6	1702.7	1813.7	1820.0	1797.5	1713.9	1660.3	1529.3
60°	1236.2	1227.4	1299.8	1478.2	1735.1	1934.7	2002.1	1987.1	1858.6	1787.5	1655.3
62.5°	1002.9	1014.1	1106.4	1299.8	1620.4	1922.2	2123.1	2114.3	1965.9	1873.6	1705.2
65°	721.0	702.3	784.6	999.2	1329.7	1757.6	2150.5	2156.8	2032.0	1902.3	1664.0
67.5°	404.2	386.7	455.3	618.7	945.5	1442.0	2038.3	2073.2	1984.6	1831.2	1486.9
70°	154.7	164.7	212.1	305.6	557.6	995.4	1753.8	1803.7	1740.1	1528.1	1107.7
72.5°	54.9	62.4	87.3	136.0	258.2	536.4	1226.2	1301.0	1282.3	1061.5	633.7
75°	32.4	33.7	44.9	66.1	113.5	209.6	692.3	754.7	724.7	525.2	262.0
77.5°	22.5	22.5	28.7	39.9	64.9	83.6	270.7	306.9	315.6	189.6	77.3
80°	13.7	15.0	20.0	26.2	37.4	38.7	83.6	98.5	92.3	67.4	27.4
82.5°	6.2	6.2	11.2	17.5	18.7	16.2	26.2	28.7	33.7	29.9	12.5
85°	0.0	0.0	3.7	6.2	5.0	3.7	8.7	8.7	11.2	13.7	6.2
87.5°	0.0	0.0	0.0	0.0	1.2	1.2	1.2	1.2	1.2	2.5	1.2
90°	0.0	0.0	0.0	0.0	0.0	0.0	0.0	0.0	0.0	0.0	0.0



REPORT NUMBER: P438457
 CATALOG NUMBER: IST-SA1C-830-U-T3-HSS

CANDELA DISTRIBUTION (continued):

	90°	95°	105°	115°	125°	135°	145°	155°	165°	175°	180°
0°	304.4	304.4	304.4	304.4	304.4	304.4	304.4	304.4	304.4	304.4	304.4
2.5°	305.6	306.9	305.6	304.4	304.4	303.1	303.1	303.1	303.1	303.1	303.1
5°	308.1	309.4	308.1	305.6	303.1	300.6	298.1	298.1	298.1	298.1	300.6
7.5°	315.6	315.6	313.1	308.1	301.9	299.4	294.4	293.1	290.6	289.4	290.6
10°	326.8	326.8	321.8	314.3	304.4	294.4	285.7	273.2	265.7	260.7	259.5
12.5°	338.0	336.8	330.6	320.6	304.4	281.9	253.2	222.0	203.3	189.6	187.1
15°	353.0	351.8	341.8	324.3	296.9	249.5	193.3	150.9	128.5	118.5	117.3
17.5°	369.2	366.7	353.0	326.8	273.2	188.4	127.2	98.5	89.8	87.3	87.3
20°	386.7	383.0	361.7	323.1	225.8	128.5	88.6	82.3	81.1	79.8	79.8
22.5°	400.4	394.2	368.0	304.4	168.4	88.6	78.6	77.3	76.1	74.8	74.8
25°	415.4	405.4	373.0	263.2	111.0	76.1	73.6	72.3	69.9	68.6	68.6
27.5°	432.8	417.9	380.5	207.1	77.3	68.6	66.1	64.9	61.1	58.6	58.6
30°	455.3	436.6	384.2	150.9	64.9	59.9	57.4	54.9	49.9	47.4	47.4
32.5°	491.5	475.3	376.7	101.0	58.6	53.6	49.9	44.9	39.9	37.4	36.2
35°	537.6	515.2	350.5	71.1	52.4	47.4	41.2	34.9	31.2	29.9	29.9
37.5°	588.8	558.8	310.6	57.4	47.4	41.2	34.9	28.7	24.9	23.7	23.7
40°	661.1	615.0	255.7	49.9	41.2	34.9	28.7	23.7	21.2	20.0	20.0
42.5°	755.9	686.1	193.3	46.2	37.4	29.9	23.7	20.0	17.5	16.2	16.2
45°	862.0	760.9	141.0	41.2	32.4	24.9	18.7	16.2	13.7	12.5	12.5
47.5°	968.0	814.6	97.3	37.4	27.4	21.2	16.2	12.5	10.0	10.0	8.7
50°	1060.3	843.2	69.9	32.4	24.9	17.5	12.5	10.0	8.7	7.5	7.5
52.5°	1141.4	855.7	53.6	28.7	21.2	15.0	10.0	8.7	7.5	7.5	7.5
55°	1210.0	845.7	42.4	24.9	18.7	12.5	8.7	7.5	6.2	6.2	6.2
57.5°	1277.3	815.8	33.7	21.2	15.0	8.7	7.5	6.2	5.0	5.0	5.0
60°	1312.3	777.1	27.4	17.5	12.5	7.5	6.2	5.0	5.0	3.7	3.7
62.5°	1288.6	698.5	22.5	15.0	8.7	6.2	5.0	3.7	3.7	2.5	2.5
65°	1208.7	598.8	17.5	11.2	6.2	5.0	3.7	3.7	2.5	1.2	1.2
67.5°	1019.1	469.0	13.7	8.7	5.0	3.7	2.5	2.5	1.2	0.0	0.0
70°	728.5	309.4	11.2	6.2	3.7	3.7	2.5	1.2	0.0	0.0	0.0
72.5°	420.4	149.7	8.7	3.7	2.5	2.5	1.2	1.2	0.0	0.0	0.0
75°	157.2	52.4	7.5	3.7	2.5	1.2	1.2	1.2	0.0	0.0	0.0
77.5°	52.4	21.2	6.2	5.0	3.7	1.2	1.2	0.0	0.0	0.0	0.0
80°	16.2	10.0	2.5	2.5	2.5	2.5	1.2	0.0	0.0	0.0	0.0
82.5°	8.7	5.0	1.2	1.2	1.2	1.2	0.0	0.0	0.0	0.0	0.0
85°	3.7	2.5	1.2	1.2	1.2	0.0	0.0	0.0	0.0	0.0	0.0
87.5°	1.2	1.2	1.2	1.2	1.2	1.2	0.0	0.0	0.0	0.0	0.0
90°	0.0	0.0	0.0	0.0	0.0	0.0	0.0	0.0	0.0	0.0	0.0

Cooper Lighting Solutions Photometric Lab
1121 Highway 74 South
Peachtree City, GA 30269



LM-79-2019: Approved Method: Electrical and Photometric Measurements of Solid-State Lighting Products

Report Prepared for

Cooper Lighting Solutions

MCGRAW EDISON

Report Number: SP1-2408-195-9

Test Date: 08/07/2024

Luminaire Tested: GALN-SB1A-830-U-5WQ

Data in this report applies to families of products including GALN-SB1A-830-U-5WQ.

Test Information

Test Method: LM-79-2019
 Report Number: SP1-2408-195-9
 Test Lab: COOPER LIGHTING SOLUTIONS
 Photometer: SP1 - 76IN SPHERE
 Measurement Geometry: 4π
 Issue Date: 08/07/2024
 Manufacturer: COOPER LIGHTING SOLUTIONS
 Product Line: MCGRAW EDISON
 Catalog Number: **GALN-SB1A-830-U-5WQ**
 Description: GALLEON AREA AND ROADWAY LUMINAIRE. (1) 80 CRI, 3000K, 350MA HIGH DENSITY LIGHTSQUARE WITH 26 LEDS AND TYPE V WIDE OPTICS

Spectral Parameters

CCT (K): 3050
 CIE u': 0.2476
 CIE v': 0.5251
 Duv: 0.0034
 CIE x: 0.4383
 CIE y: 0.4131
 CIE z: 0.1487
 Peak Wavelength (nm): 603
 Dominant Wavelength (nm): 581
 Purity: 55.55201
 R_f: 81.5
 R_g: 99.2

CRI (Ra):	81.0		
R1:	79.6	R9:	7.1
R2:	85.6	R10:	67.0
R3:	92.0	R11:	82.7
R4:	82.6	R12:	63.2
R5:	78.9	R13:	80.3
R6:	81.7	R14:	95.0
R7:	85.2	R15:	71.7
R8:	62.0		



Test Conditions

Stabilization Time: 20M
 Operation Time: 1H 20M
 Sphere Temperature (°C): 24.2

REPORT NUMBER: SP1-2408-195-9

Measurement and Test Equipment			
Instrument	Identification Number	Calibration Date	Calibration Due Date
Photometer	IN0058	6/18/2024	12/18/2024
Power Meter	INXT2011004	2/8/2024	2/8/2025
AC Power Source	IN0063	10/24/2023	10/24/2024
DC Power Source	IN0208	10/24/2023	10/24/2024
Sphere Thermometer	IN0085	10/24/2023	10/24/2024
Room Thermometer	IN0046	10/24/2023	10/24/2024

REPORT NUMBER: SP1-2408-195-9

CIE 1931 Chromaticity Diagram



CIE 1931 Chromaticity Diagram with 2017 ANSI 7-Step and 4-Step Quadrangles



CCT = 3050K
 CIE x = 0.4383
 CIE y = 0.4131
 Duv = 0.0034

Point lies inside the ANSI 3000K 4-step quadrangle

REPORT NUMBER: SP1-2408-195-9

Photopic Flux vs. Wavelength



Photopic Lumens: NR

λ (nm)	Power W [^] /nm	Lumens (ϕ /nm)	λ (nm)	Power W [^] /nm	Lumens (ϕ /nm)	λ (nm)	Power W [^] /nm	Lumens (ϕ /nm)	λ (nm)	Power W [^] /nm	Lumens (ϕ /nm)	λ (nm)	Power W [^] /nm	Lumens (ϕ /nm)
360	0	NR	490	168	NR	620	940	NR	750	35	NR	880	1	NR
365	0	NR	495	233	NR	625	897	NR	755	30	NR	885	1	NR
370	0	NR	500	300	NR	630	847	NR	760	26	NR	890	1	NR
375	0	NR	505	372	NR	635	790	NR	765	22	NR	895	1	NR
380	0	NR	510	430	NR	640	730	NR	770	19	NR	900	1	NR
385	0	NR	515	483	NR	645	668	NR	775	16	NR	905	1	NR
390	0	NR	520	524	NR	650	605	NR	780	14	NR	910	0	NR
395	2	NR	525	555	NR	655	545	NR	785	12	NR	915	0	NR
400	4	NR	530	581	NR	660	485	NR	790	10	NR	920	0	NR
405	7	NR	535	604	NR	665	430	NR	795	9	NR	925	0	NR
410	17	NR	540	623	NR	670	378	NR	800	8	NR	930	0	NR
415	34	NR	545	645	NR	675	331	NR	805	7	NR	935	0	NR
420	68	NR	550	667	NR	680	290	NR	810	6	NR	940	0	NR
425	128	NR	555	693	NR	685	251	NR	815	5	NR	945	0	NR
430	214	NR	560	719	NR	690	218	NR	820	4	NR	950	0	NR
435	339	NR	565	754	NR	695	188	NR	825	4	NR	955	0	NR
440	507	NR	570	791	NR	700	162	NR	830	3	NR	960	0	NR
445	573	NR	575	830	NR	705	139	NR	835	3	NR	965	0	NR
450	356	NR	580	873	NR	710	119	NR	840	3	NR	970	0	NR
455	217	NR	585	913	NR	715	102	NR	845	2	NR	975	0	NR
460	168	NR	590	948	NR	720	88	NR	850	2	NR	980	0	NR
465	113	NR	595	974	NR	725	76	NR	855	2	NR	985	0	NR
470	85	NR	600	994	NR	730	65	NR	860	1	NR	990	0	NR
475	85	NR	605	998	NR	735	55	NR	865	1	NR	995	0	NR
480	94	NR	610	994	NR	740	47	NR	870	1	NR	1000	0	NR
485	120	NR	615	973	NR	745	41	NR	875	1	NR			

REPORT NUMBER: SP1-2408-195-9

Scotopic Flux vs. Wavelength



Scotopic Lumens: NR

S/P: 1.27

λ (nm)	Power W [^] /nm	Lumens (φ/nm)	λ (nm)	Power W [^] /nm	Lumens (φ/nm)	λ (nm)	Power W [^] /nm	Lumens (φ/nm)	λ (nm)	Power W [^] /nm	Lumens (φ/nm)	λ (nm)	Power W [^] /nm	Lumens (φ/nm)
360	0	NR	490	168	NR	620	940	NR	750	35	NR	880	1	NR
365	0	NR	495	233	NR	625	897	NR	755	30	NR	885	1	NR
370	0	NR	500	300	NR	630	847	NR	760	26	NR	890	1	NR
375	0	NR	505	372	NR	635	790	NR	765	22	NR	895	1	NR
380	0	NR	510	430	NR	640	730	NR	770	19	NR	900	1	NR
385	0	NR	515	483	NR	645	668	NR	775	16	NR	905	1	NR
390	0	NR	520	524	NR	650	605	NR	780	14	NR	910	0	NR
395	2	NR	525	555	NR	655	545	NR	785	12	NR	915	0	NR
400	4	NR	530	581	NR	660	485	NR	790	10	NR	920	0	NR
405	7	NR	535	604	NR	665	430	NR	795	9	NR	925	0	NR
410	17	NR	540	623	NR	670	378	NR	800	8	NR	930	0	NR
415	34	NR	545	645	NR	675	331	NR	805	7	NR	935	0	NR
420	68	NR	550	667	NR	680	290	NR	810	6	NR	940	0	NR
425	128	NR	555	693	NR	685	251	NR	815	5	NR	945	0	NR
430	214	NR	560	719	NR	690	218	NR	820	4	NR	950	0	NR
435	339	NR	565	754	NR	695	188	NR	825	4	NR	955	0	NR
440	507	NR	570	791	NR	700	162	NR	830	3	NR	960	0	NR
445	573	NR	575	830	NR	705	139	NR	835	3	NR	965	0	NR
450	356	NR	580	873	NR	710	119	NR	840	3	NR	970	0	NR
455	217	NR	585	913	NR	715	102	NR	845	2	NR	975	0	NR
460	168	NR	590	948	NR	720	88	NR	850	2	NR	980	0	NR
465	113	NR	595	974	NR	725	76	NR	855	2	NR	985	0	NR
470	85	NR	600	994	NR	730	65	NR	860	1	NR	990	0	NR
475	85	NR	605	998	NR	735	55	NR	865	1	NR	995	0	NR
480	94	NR	610	994	NR	740	47	NR	870	1	NR	1000	0	NR
485	120	NR	615	973	NR	745	41	NR	875	1	NR			

REPORT NUMBER: SP1-2408-195-9

Melanopic Flux vs. Wavelength



Melanopic Lumens: NR

M/P: 2.32

λ (nm)	Power W [^] /nm	Lumens (ϕ /nm)	λ (nm)	Power W [^] /nm	Lumens (ϕ /nm)	λ (nm)	Power W [^] /nm	Lumens (ϕ /nm)	λ (nm)	Power W [^] /nm	Lumens (ϕ /nm)	λ (nm)	Power W [^] /nm	Lumens (ϕ /nm)
360	0	NR	490	168	NR	620	940	NR	750	35	NR	880	1	NR
365	0	NR	495	233	NR	625	897	NR	755	30	NR	885	1	NR
370	0	NR	500	300	NR	630	847	NR	760	26	NR	890	1	NR
375	0	NR	505	372	NR	635	790	NR	765	22	NR	895	1	NR
380	0	NR	510	430	NR	640	730	NR	770	19	NR	900	1	NR
385	0	NR	515	483	NR	645	668	NR	775	16	NR	905	1	NR
390	0	NR	520	524	NR	650	605	NR	780	14	NR	910	0	NR
395	2	NR	525	555	NR	655	545	NR	785	12	NR	915	0	NR
400	4	NR	530	581	NR	660	485	NR	790	10	NR	920	0	NR
405	7	NR	535	604	NR	665	430	NR	795	9	NR	925	0	NR
410	17	NR	540	623	NR	670	378	NR	800	8	NR	930	0	NR
415	34	NR	545	645	NR	675	331	NR	805	7	NR	935	0	NR
420	68	NR	550	667	NR	680	290	NR	810	6	NR	940	0	NR
425	128	NR	555	693	NR	685	251	NR	815	5	NR	945	0	NR
430	214	NR	560	719	NR	690	218	NR	820	4	NR	950	0	NR
435	339	NR	565	754	NR	695	188	NR	825	4	NR	955	0	NR
440	507	NR	570	791	NR	700	162	NR	830	3	NR	960	0	NR
445	573	NR	575	830	NR	705	139	NR	835	3	NR	965	0	NR
450	356	NR	580	873	NR	710	119	NR	840	3	NR	970	0	NR
455	217	NR	585	913	NR	715	102	NR	845	2	NR	975	0	NR
460	168	NR	590	948	NR	720	88	NR	850	2	NR	980	0	NR
465	113	NR	595	974	NR	725	76	NR	855	2	NR	985	0	NR
470	85	NR	600	994	NR	730	65	NR	860	1	NR	990	0	NR
475	85	NR	605	998	NR	735	55	NR	865	1	NR	995	0	NR
480	94	NR	610	994	NR	740	47	NR	870	1	NR	1000	0	NR
485	120	NR	615	973	NR	745	41	NR	875	1	NR			

Summary

$R_f = 81.5$
 $R_g = 99.2$
 $CIE R_a = 81.0$
 $R_9 = 7.1$



Color Vector Graphics

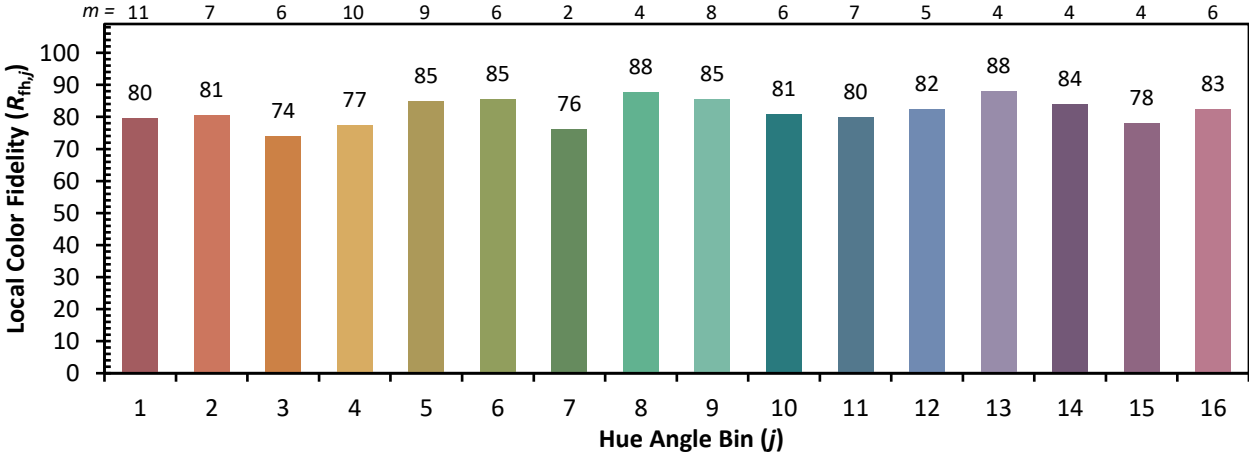


Individual Sample Fidelity Index ($R_{f,i}$)

CES01 = 86	CES26 = 74	CES51 = 89	CES76 = 70
CES02 = 63	CES27 = 88	CES52 = 92	CES77 = 86
CES03 = 31	CES28 = 89	CES53 = 81	CES78 = 72
CES04 = 70	CES29 = 67	CES54 = 87	CES79 = 90
CES05 = 50	CES30 = 68	CES55 = 85	CES80 = 88
CES06 = 51	CES31 = 71	CES56 = 78	CES81 = 78
CES07 = 42	CES32 = 70	CES57 = 76	CES82 = 95
CES08 = 41	CES33 = 71	CES58 = 78	CES83 = 90
CES09 = 29	CES34 = 82	CES59 = 92	CES84 = 94
CES10 = 76	CES35 = 90	CES60 = 95	CES85 = 86
CES11 = 59	CES36 = 93	CES61 = 93	CES86 = 72
CES12 = 65	CES37 = 87	CES62 = 83	CES87 = 85
CES13 = 43	CES38 = 75	CES63 = 77	CES88 = 83
CES14 = 74	CES39 = 94	CES64 = 83	CES89 = 75
CES15 = 71	CES40 = 89	CES65 = 77	CES90 = 81
CES16 = 47	CES41 = 85	CES66 = 80	CES91 = 96
CES17 = 50	CES42 = 86	CES67 = 79	CES92 = 73
CES18 = 56	CES43 = 81	CES68 = 84	CES93 = 84
CES19 = 72	CES44 = 99	CES69 = 91	CES94 = 64
CES20 = 66	CES45 = 87	CES70 = 78	CES95 = 80
CES21 = 87	CES46 = 82	CES71 = 76	CES96 = 84
CES22 = 79	CES47 = 77	CES72 = 92	CES97 = 87
CES23 = 92	CES48 = 71	CES73 = 71	CES98 = 81
CES24 = 91	CES49 = 81	CES74 = 93	CES99 = 74
CES25 = 72	CES50 = 89	CES75 = 74	



Color Rendition by Hue-Angle Bin



Measure Comparisons



(END OF REPORT)